








20 Proposed 20mph zone throughout this drawing

Key	
	Proposed footway
	Surface treatment on carriageway
	Proposed verge
	Existing road
	Existing verge/grass
	Proposed kerb
	Proposed tactile paving

0m 50m
SCALE 1:500 at A1